

LAYLA CLIENT MANUAL

- DOWNLOAD & UPDATE REGISTERED ITEM DATA -

Contents

1. Download and bulk update the registered items

2. Upload the updated registered item file data (csv. format)

3. APPENDIX

1. Download and bulk update the registered items

Step 1. Login to your seller account

The screenshot shows the LAYLA website homepage. At the top, the browser address bar displays "Secure | https://www.layla-ec.com". The LAYLA logo is on the left, and navigation links for "Registration", "Categories", and "Demand List" are below it. On the right, there is a "Log in" button (highlighted with a red box and a red arrow), "About LAYLA", a notification bell icon with "0", a shopping cart icon with "0", and a search bar with a "Search" button and "Advanced Search" link. The main banner features a blurred image of a semiconductor factory with workers in cleanroom suits. A search bar is overlaid on the banner with a "Search" button. Below the banner, the text reads "LAYLA, global marketplace tailored for your SEMI needs." The footer is divided into four columns: "Buy" (Registrations, Start Buying), "Sell" (Start Selling, Learn to sell), "About LAYLA" (Company info, Policies, Rules, Specified Commercial Transactions Law, LAYLA Guides), and "Help & Contact" (Contact us, FAQ). The footer also includes "TMH Inc." and the "idacert" logo.

Step 2. Enter your registered e-mail address and password to access to “My Layla”

LAYLA Log in About LAYLA 0 0

Registration Categories Demand List

Search Advanced Search

Log in

Sign up

[Register](#)

Log in

Email Address *
customer.support@layla-ec.com

Password *

stay signed in

[Can't log in?](#)

[Log In](#)

[Back to Home](#)

Buy
Registrations
Start Buying

Sell
Start Selling
Learn to sell

About LAYLA
Company info
Policies
Rules
Specified Commercial Transactions Law
LAYLA Guides

Help & Contact
Contact us
FAQ

TMH Inc.

Secure & Trusted
Click to help me
DigiCert.com

Step 3. Click “Search registered items” from “Seller Menu” on “My Layla”

 [Advanced Search](#)

>> My Page

- [Check purchase history](#)
- [Check emails](#) 0
- [Wish List](#)
- [Submit Demand information](#)
- [Check supply status](#) 0
- [Change newsletter settings](#)
- [Change customer information](#)
- [Edit alternative address](#)

> Seller Menu

- [Check order history](#)
- [Product Information registration](#)
- [Product Information bulk registration](#)
- [Product image registration](#)
- [Search registered items](#)
- [Check Demand information list](#)
- [PayPal API information registration](#)
- [Log out](#)

Sales history list

Sorted by :

Display number :

Select all

Output invoice

Date of sales : 21-May-2018
Invoice number :
Invoice status : Delivered

Total Amount : \$ 0.00

Item Name	Condition	Warranty	Part Number	Model Number	Delivery
PCB ASSEMBLY VME P2 BACKPLANE	OEM: Used Refurbished by manufacturer	21 DAYS after shipped	0100-00430		Ship within 5 DAYS after payment received

Output invoice

Date of sales : 09-May-2018
Invoice number :
Invoice status : Delivered

Total Amount : \$ 0.00

Item Name	Condition	Warranty	Part Number	Model Number	Delivery
Novellus Vector Pedestal Heater for 300mm	OEM: Used As-Is, Unknown	No warranty	02-298157-00 rev.3	-	Ship within 3 DAYS after payment received

Step 4. Click “Search” to show your registered items



My LAYLA About LAYLA 1 0

Registration Categories Demand List Sell

Search

Advanced Search

>> My Page

- Check purchase history
- Check emails **1**
- Wish List
- Submit Demand information
- Check supply status **0**
- Change newsletter settings
- Change customer information
- Edit alternative address

> Seller Menu




- Check order history
- Product Information registration
- Product Information bulk registration
- Product image registration
- Search registered items
- Check Demand information list
- PayPal API information registration
- Log out

Product information search/edit

Seller SKU code	<input type="text"/>
Part number	<input type="text"/>
Model number	<input type="text"/>
Item name	<input type="text"/>
Part Manufacturer	<input type="text"/>
Tool Manufacturer	<input type="text"/>
Tool name	<input type="text"/>
Serial number	<input type="text"/>
Main Category	<input type="text"/>
Sub Category	<input type="text"/>
Product registration date	<input type="text"/> ~ <input type="text"/>

Search

Step 5. Scroll down to see “Download all product data” and “Download all data on this page”

 My LAYLA About LAYLA  1  0

Registration Categories Demand List Sell **Search** Advanced Search

>> My Page

- Check purchase history
- Check emails **1**
- Wish List
- Submit Demand information
- Check supply status **0**
- Change newsletter settings
- Change customer information
- Edit alternative address

> Seller Menu

- Check order history
- Product Information registration
- Product Information bulk registration
- Product image registration
- Search registered items
- Check Demand information list
- PayPal API information registration
- Log out

Product Search Result

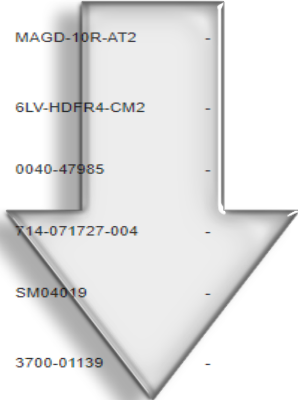
Advanced Search

Display number : 50

22421 items found.

Seller SKU code	Part number	Model number	Item name	Product registration date
SAMPLE00001	0010-70264	-	5-PHASE STEPPING MOTOR 1 SET	25-Jun-2018
0525192	067-4032	-	2-Way Solenoid Valve, NO24, VDC, 1/4 NPT, Parker	20-Jun-2018
0125837	MAGD-10R-AT2	-	CKD , AGD-R Series Diaphragm Valve, Pneumatic, Hybrid	20-Jun-2018
0756765	6LV-HDFR4-CM2	-	Swagelok , Bellows Sealed Gas Valve	20-Jun-2018
0213232	0040-47985	-	DI Arm, Back Flow, 300mm IBC, IECF	20-Jun-2018
0902365	Y14-071727-004	-	Shield Trans Side R/H, 06-14744-00	20-Jun-2018
09327331	SM04019	-	Bar Mirror Unit (Y) Y60-1129-000	20-Jun-2018
04411817	3700-01139	-	O Ring ID 1.480 CSD .103 E-P80 Durometer	20-Jun-2018
00484936	0190-36349	-	Lamp Assy Cycled XE Chamber RTP Philips, JID, 82V, 500	20-Jun-2018
04050183	0020-87255	-	Cover - Pneumatics	20-Jun-2018
0004205068	F5205001	-	Feed Thru Wire	20-Jun-2018

Scroll Down



Step 6. Click “Download all product data” to download your registered items in csv. format

4512200	1270-01593	-	SWITCH PRESS 30-0-100LBS N:C TYP-1D 1:4	20-Jun-2018
4622556	APR1SK24PXY4PKP M2	-	APR1SK24PXY4PKP M2 Pressure Regulator Valve	20-Jun-2018
4047680	BM302960000	-	PCB Board , BM302960000/D, 9923DAN	20-Jun-2018
9326232	0020-31833	-	Rev. A, 12939900-420, Hinge, Bracket, Top, Metch	20-Jun-2018
9323081	0242-37875	-	Kit, Retrofit, Bead, SHLD Ferrite, DPS	20-Jun-2018
2701187	RF-110	-	Solid Condenser, 10KV-1000PF, 1000 PF 97 10%, DC10KV	20-Jun-2018
3183141	RF-110	-	Solid Condenser, 10KV-1000PF, 1000 PF 97	

< 1 2 3 4 5 6 7 8

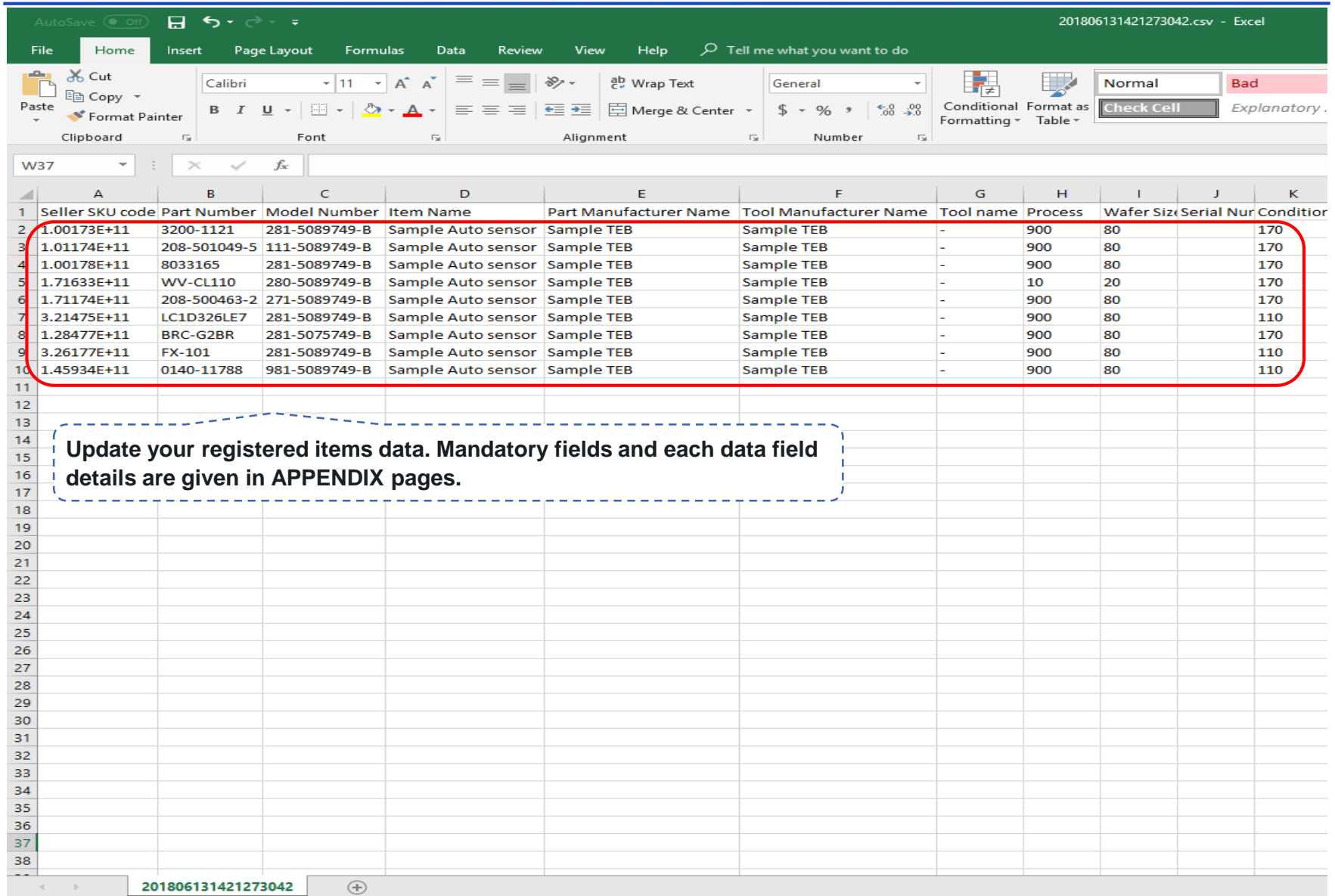
Download all product data **Download all product data on this page**

*If you want to download & update registered items shown on this page, please click “Download all product data on this page”

Buy Registrations Start Buying	Sell Start Selling Learn to sell	About LAYLA Company info Policies Rules Specified Commercial Transactions Law LAYLA Guides	Help & Contact Contact us FAQ
---	---	--	--

TMH Inc.

Step 7. Open the downloaded file and update necessary data fields of registered items in the file



201806131421273042.csv - Excel

File Home Insert Page Layout Formulas Data Review View Help Tell me what you want to do

Clipboard Font Alignment Number Conditional Formatting Table

	A	B	C	D	E	F	G	H	I	J	K
1	Seller SKU code	Part Number	Model Number	Item Name	Part Manufacturer Name	Tool Manufacturer Name	Tool name	Process	Wafer Size	Serial Nur	Condition
2	1.00173E+11	3200-1121	281-5089749-B	Sample Auto sensor	Sample TEB	Sample TEB	-	900	80		170
3	1.01174E+11	208-501049-5	111-5089749-B	Sample Auto sensor	Sample TEB	Sample TEB	-	900	80		170
4	1.00178E+11	8033165	281-5089749-B	Sample Auto sensor	Sample TEB	Sample TEB	-	900	80		170
5	1.71633E+11	WV-CL110	280-5089749-B	Sample Auto sensor	Sample TEB	Sample TEB	-	10	20		170
6	1.71174E+11	208-500463-2	271-5089749-B	Sample Auto sensor	Sample TEB	Sample TEB	-	900	80		170
7	3.21475E+11	LC1D326LE7	281-5089749-B	Sample Auto sensor	Sample TEB	Sample TEB	-	900	80		110
8	1.28477E+11	BRC-G2BR	281-5075749-B	Sample Auto sensor	Sample TEB	Sample TEB	-	900	80		170
9	3.26177E+11	FX-101	281-5089749-B	Sample Auto sensor	Sample TEB	Sample TEB	-	900	80		110
10	1.45934E+11	0140-11788	981-5089749-B	Sample Auto sensor	Sample TEB	Sample TEB	-	900	80		110
11											
12											
13											
14											
15											
16											
17											
18											
19											
20											
21											
22											
23											
24											
25											
26											
27											
28											
29											
30											
31											
32											
33											
34											
35											
36											
37											
38											

Update your registered items data. Mandatory fields and each data field details are given in APPENDIX pages.

201806131421273042

Step 8. Ensure the data format of “Seller SKU code” column is “Number”

The screenshot shows the Microsoft Excel interface with the following elements:

- File Name:** 201806131421273042.csv - Excel
- Home Tab:** Font settings (Calibri, size 11), Bold, Italic, Underline, Text Color, Background Color, Alignment (Merge & Center), and Clipboard (Paste, Copy, Format Painter) options are visible.
- Worksheet Data:**

	A	B	C	D	E	F	G	H	I	J	K
1	Seller SKU code	Part Number	Model Number	Item Name	Part Manufacturer Name	Tool	Lot	Process	Wafer Size	Serial Num	Condition
2	1.00173E+11	3200-1121	281-5089749-B	Sample Auto sensor	Sample TEB	San					
3	1.01174E+11	208-501049-5	111-5089749-B	Sample Auto sensor	Sample TEB	San					
4	1.00178E+11	8033165	281-5089749-B	Sample Auto sensor	Sample TEB	San					
5	1.71633E+11	WV-CL110	280-5089749-B	Sample Auto sensor	Sample TEB	San					
6	1.71174E+11	208-500463-2	271-5089749-B	Sample Auto sensor	Sample TEB	San					
7	3.21475E+11	LC1D326LE7	281-5089749-B	Sample Auto sensor	Sample TEB	San					
8	1.28477E+11	BRC-G2BR	281-5075749-B	Sample Auto sensor	Sample TEB	San					
9	3.26177E+11	FX-101	281-5089749-B	Sample Auto sensor	Sample TEB	San					
10	1.45934E+11	0140-11788	981-5089749-B	Sample Auto sensor	Sample TEB	San					
- Format Cells Dialog:** A dialog box is open with the 'Number' category selected. A red arrow points to the 'Number' option. The preview shows the value 100173476409.00.
- Annotations:**
 - A dashed blue box around the 'Seller SKU code' column header contains the text: "1. Select the cells under 'Seller SKU code'".
 - A dashed blue box around the 'Number' option in the dialog contains the text: "2. Select 'Number' from data format function".
 - A red-bordered box at the bottom left contains the text: "*If 'Seller SKU code' values look alphanumeric format (such as 1.00173E+11), change data format to 'Number' before save the file.".

Step 9. Eliminate decimal point in "Seller SKU code" column

	A	B	C	D	E	F	G	H	I	J	K
1	Seller SKU code	Part Number	Model Number	Item Name	Part Manufacturer Name	Tool Manufacturer Name					dition
2	100173476409.00	3200-1121	281-5089749-B	Sample Auto sensor	Sample TEB	Sample TEB		900	80		170
3	101174083180.00	208-501049-5	111-5089749-B	Sample Auto sensor	Sample TEB	Sample TEB	-	900	80		170
4	100178000000.00	8033165	281-5089749-B	Sample Auto sensor	Sample TEB	Sample TEB	-	900	80		170
5	171633000000.00	WV-CL110	280-5089749-B	Sample Auto sensor	Sample TEB	Sample TEB	-	10	20		170
6	171174142859.00	208-500463-2	271-5089749-B	Sample Auto sensor	Sample TEB	Sample TEB	-	900	80		170
7	321474918163.00	LC1D326LE7	281-5089749-B	Sample Auto sensor	Sample TEB	Sample TEB	-	900	80		110
8	128476952020.00	BRC-G2BR	281-5075749-B	Sample Auto sensor	Sample TEB	Sample TEB	-	900	80		170
9	326176959582.00	FX-101	281-5089749-B	Sample Auto sensor	Sample TEB	Sample TEB	-	900	80		110
10	145934000000.00	0140-11788	981-5089749-B	Sample Auto sensor	Sample TEB	Sample TEB	-	900	80		110
11											
12											
13											
14											
15											
16											
17											
18											
19											
20											
21											
22											
23											
24											
25											
26											
27											
28											
29											
30											
31											
32											
33											
34											
35											
36											
37											
38											

1. Select the cells under "Seller SKU code"

2. Eliminate decimal point by clicking this function

Step 10. Save the update file as csv. format

The screenshot shows the Microsoft Excel interface with the following data table:

	A	B	C	D	E	F	G	H	I	J	K
1	Seller SKU code	Part Number	Model Number	Item Name	Part Manufacturer Name	Tool Manufacturer Name	Tool name	Process	Wafer Size	Serial Nur	Condition
2	100173476409	3200-1121	281-5089749-B	Sample Auto sensor	Sample TEB	Sample TEB	-	900	80		170
3	101174083180	208-501049-5	111-5089749-B	Sample Auto sensor	Sample TEB	Sample TEB	-	900	80		170
4	100178000000	8033165	281-5089749-B	Sample Auto sensor	Sample TEB	Sample TEB	-	900	80		170
5	171633000000	WV-CL110	280-5089749-B	Sample Auto sensor	Sample TEB	Sample TEB	-	10	20		170
6	171174142859	208-500463-2	271-5089749-B	Sample Auto sensor	Sample TEB	Sample TEB	-	900	80		170
7	321474918163	LC1D326LE7	281-5089749-B	Sample Auto sensor	Sample TEB	Sample TEB	-	900	80		110
8	128476952020	BRC-G2BR	281-5075749-B	Sample Auto sensor	Sample TEB	Sample TEB	-	900	80		170
9	326176959582	FX-101	281-5089749-B	Sample Auto sensor	Sample TEB	Sample TEB	-	900	80		110
10	145934000000	0140-11788	981-5089749-B	Sample Auto sensor	Sample TEB	Sample TEB	-	900	80		110

Annotations in the image include:

- A red arrow pointing to the **File** tab in the ribbon.
- A blue dashed box with the text "Click 'File'" pointing to the File tab.
- A red box around the data table (rows 2-10, columns A-K).
- A blue dashed box with the text "Ensure 'Seller SKU code' value is 'Number' format" pointing to the Seller SKU code column.
- A blue dashed box with the text "Ensure the necessary data fields are updated properly" pointing to the data rows.

Step 11. Click “Save As”

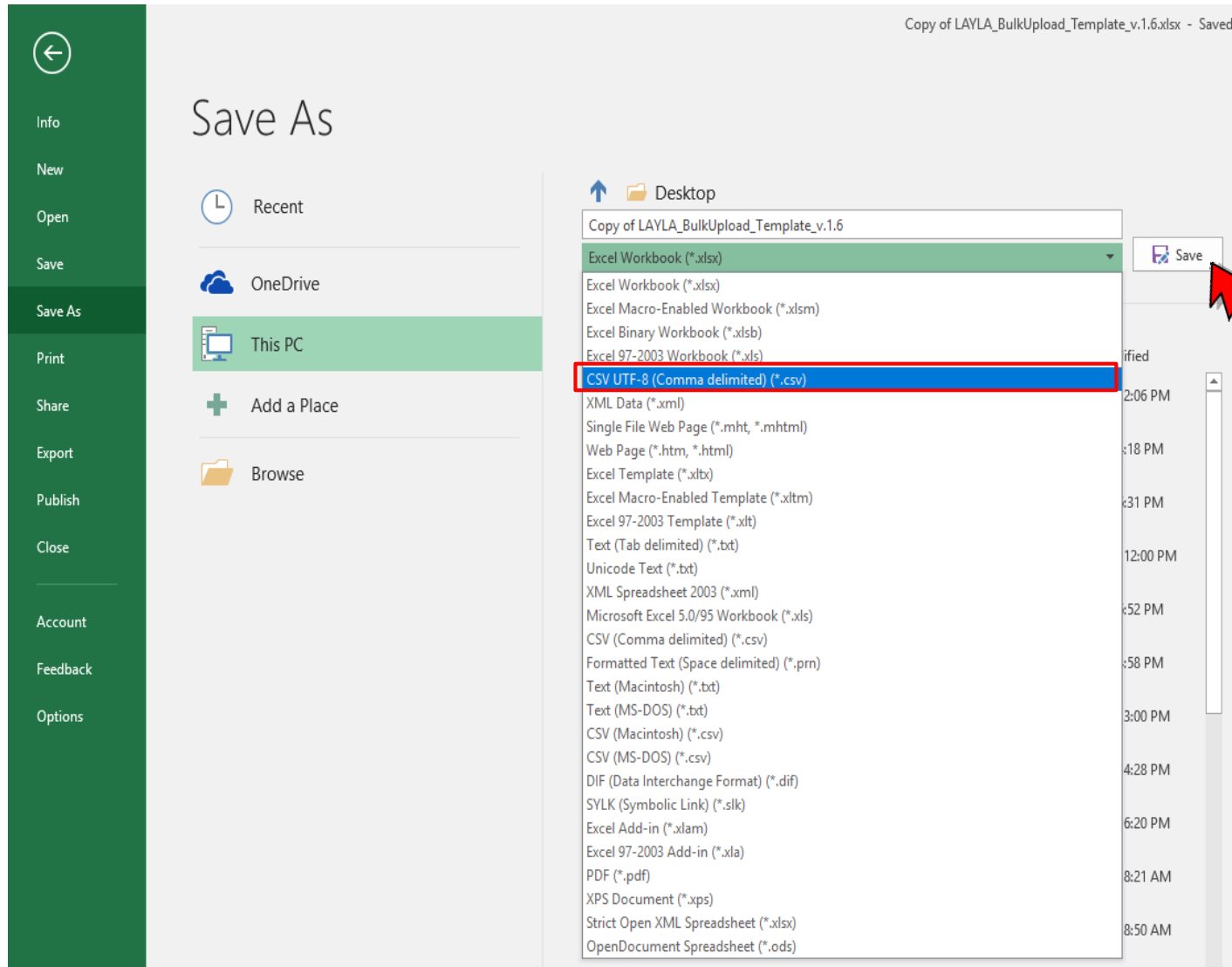
The screenshot shows the Microsoft Excel 'Info' ribbon. On the left, a dark green sidebar contains navigation options: Info, New, Open, Save, **Save As** (highlighted in red with a mouse cursor), Print, Share, Export, Publish, Close, Account, Feedback, and Options. The main area is titled 'Info' and contains several sections:

- Read-Only Workbook**: A yellow box with a 'Save As' icon and text: "If you make changes, they won't be saved. To keep them, save the workbook with a new name or in a different location."
- Protect Workbook**: A lock icon and text: "Control what types of changes people can make to this workbook."
- Inspect Workbook**: A document with a question mark icon and text: "Before publishing this file, be aware that it contains:" followed by a list:
 - Document properties, printer path, author's name, related dates and absolute path
 - Headers and footers
 - Hidden names
 - Content that people with disabilities find difficult to read
- Manage Workbook**: A document with a magnifying glass icon and text: "There are no unsaved changes."
- Browser View Options**: An Excel icon with a globe and text: "Pick what users can see when this workbook is viewed on the Web."

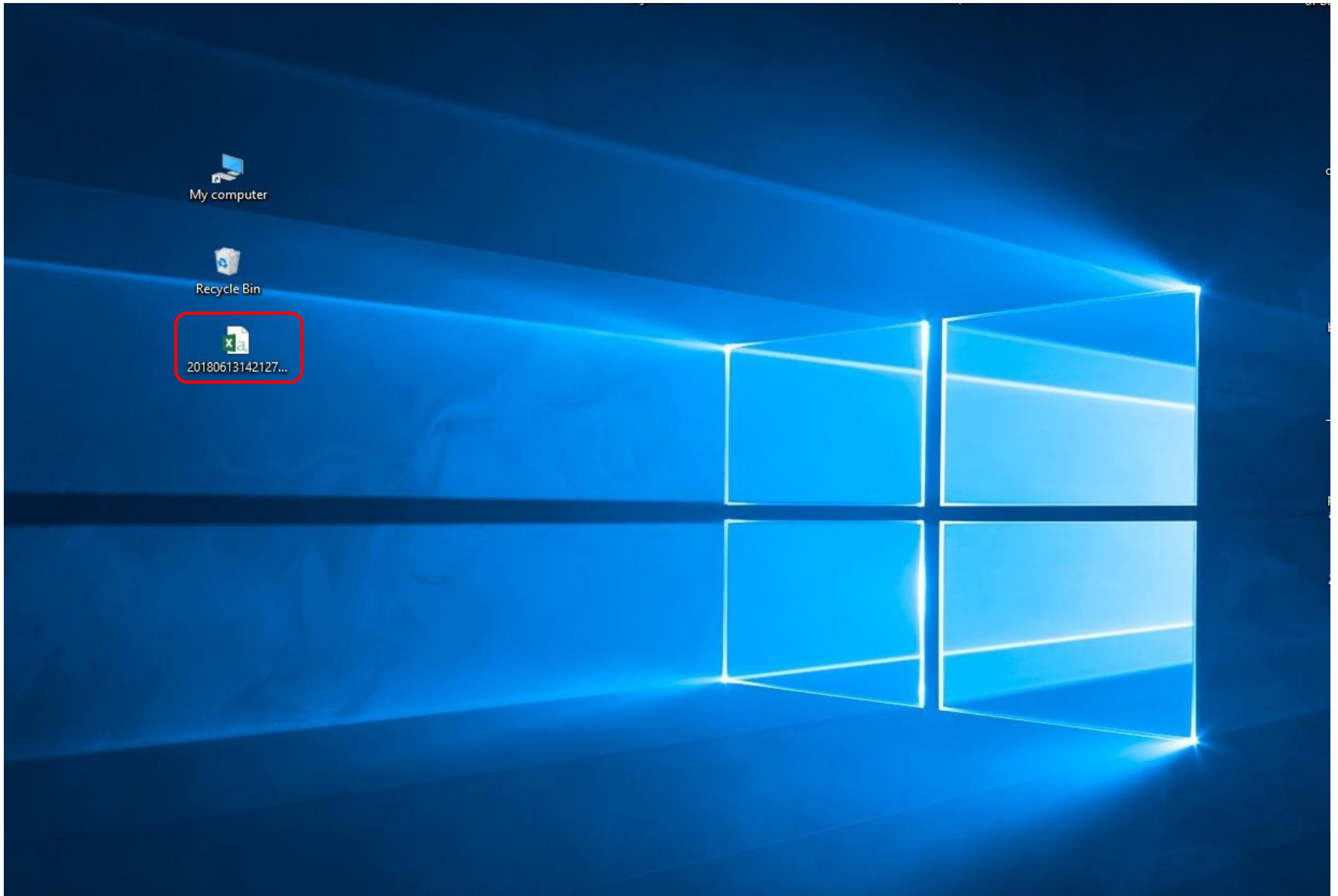
On the right side of the ribbon, there are sections for 'Properties', 'Related Dates', 'Related People', and 'Related Documents':

- Properties**: Size (63.2KB), Title (Add a title), Tags (Add a tag), Categories (Add a category).
- Related Dates**: Last Modified (4/14/2018 10:47 PM), Created (2/27/2018 11:21 AM), Last Printed (3/9/2018 3:51 PM).
- Related People**: Author (Add an author), Last Modified By.
- Related Documents**: Open File Location, Show All Properties.

Step 12. Select “CSV UTF-8(Comma delimited)(*.csv)” and click “Save”



Step 13. The file is saved



2. Upload the updated registered item file data (csv. format)

Step 1. Login to your seller account

The screenshot shows the LAYLA website homepage. At the top, the browser address bar displays "Secure | https://www.layla-ec.com". The LAYLA logo is on the left, and navigation links for "Registration", "Categories", and "Demand List" are below it. On the right, there is a "Log in" button (highlighted with a red box and a red arrow), "About LAYLA", a notification bell icon with "0", a shopping cart icon with "0", and a search bar with a "Search" button and "Advanced Search" link. The main banner features a blurred image of a semiconductor factory with workers in cleanroom suits. A search bar is overlaid on the banner with a "Search" button. Below the banner, the text reads "LAYLA, global marketplace tailored for your SEMI needs." The footer is divided into four columns: "Buy" (Registrations, Start Buying), "Sell" (Start Selling, Learn to sell), "About LAYLA" (Company info, Policies, Rules, Specified Commercial Transactions Law, LAYLA Guides), and "Help & Contact" (Contact us, FAQ). The footer also includes "TMH Inc." and the "idacert" logo.

Step 2. Enter your registered e-mail address and password to access to “My Layla” page

LAYLA Log in About LAYLA 0 0

Registration Categories Demand List Search Advanced Search

Log in

Sign up

[Register](#)

Log in

Email Address *
customer.support@layla-ec.com

Password *
.....

stay signed in

[Can't log in?](#)

[Log In](#)

[Back to Home](#)

Buy
Registrations
Start Buying

Sell
Start Selling
Learn to sell

About LAYLA
Company info
Policies
Rules
Specified Commercial Transactions Law
LAYLA Guides

Help & Contact
Contact us
FAQ

TMH Inc.

digicert
Secure Trusted
Click to Verify
DigiCert.com

Step 3. Click “Product information bulk registration” from “Seller Menu” on “My Layla”

The screenshot shows the LAYLA Seller Menu interface. The top navigation bar includes the LAYLA logo, user profile 'My LAYLA', 'About LAYLA', notification bell with '0', and shopping cart with '0'. Below the navigation bar are links for 'Registration', 'Categories', 'Demand List', and 'Sell', followed by a search bar and 'Advanced Search' button.

The left sidebar contains a 'My Page' section with links like 'Check purchase history', 'Check emails 0', 'Wish List', 'Submite Demand information', 'Check supply status 0', 'Change newsletter settings', 'Change customer information', and 'Edit alternative address'. Below this is the 'Seller Menu' section, where 'Product Information bulk registration' is highlighted with a red box and a red mouse cursor arrow.

The main content area displays a 'Sales history list' with a 'Sorted by' dropdown set to 'Time: from newest to oldest' and a 'Display number' dropdown set to '50'. There are buttons for 'Invoice batch output' and 'Advanced Search'. The list shows two sales entries:

Invoice 1: Date of sales: 21-May-2018, Invoice number: [redacted], Invoice status: Delivered. Total Amount: [redacted]. Buttons: Shipment notification, Buyers Rating, Cancel sales.

Item Name	Condition	Warranty	Part Number	Model Number	Delivery
PCB ASSEMBLY VME P2 BACKPLANE	OEM: Used Refurbished by manufacturer	21 DAYS after shipped	0100-00430		Ship within 5 DAYS after payment received

Invoice 2: Date of sales: 09-May-2018, Invoice number: [redacted], Invoice status: Delivered. Total Amount: [redacted]. Buttons: Shipment notification, Buyers Rating, Cancel sales.

Item Name	Condition	Warranty	Part Number	Model Number	Delivery
Novellus Vector Pedestal Heater for 300mm	OEM: Used As-Is, Unknown	No warranty	02-298157-00 rev.3	-	Ship within 3 DAYS after payment received

Step 4. Click “Browse”... * Tick “Leave the first line blank for space of headline” when applicable

Bulk product registration

Product information will be added in bulk. Current product number will be updated.

Leave the first line blank for space of headline

Bulk product registration **Browse...** file name

[Bulk product registration guideline](#)

Register

If the first line of the csv. file is for title (template itself has the first line for title), tick the “Leave the first line blank for space of headline” checkbox.

	A	B	C	D	E	
1	Seller SKU code	Part Number	Model Number	Item Name	Part Manufacturer Name	Tool Manu
2	100173476409	3200-1121	281-5089749-B	Sample Auto sensor	Sample TEB	Sample TI
3	101174083180.00	208-501049-5	111-5089749-B	Sample Auto sensor	Sample TEB	Sample TI
4	100178000000	8033165	281-5089749-B	Sample Auto sensor	Sample TEB	Sample TI
5	171633000000	WV-CL110	280-5089749-B	Sample Auto sensor	Sample TEB	Sample TI
6	171174142859	208-500463-2	271-5089749-B	Sample Auto sensor	Sample TFR	Sample TI

Help & Contact

Contact us
FAQ

digicert
Secure & Trusted
Click to Verify
DigiCert.com

Step 5. Select the file (csv. format) and click “Open”

The screenshot shows the LAYLA website interface. At the top, there is a navigation bar with the LAYLA logo, user information (My LAYLA, About LAYLA), and notification icons (1 notification, 0 cart items). Below the navigation bar, there are links for Registration, Categories, Demand List, and Sell. A search bar is present with a 'Search' button and a link to 'Advanced Search'.

The main content area is titled 'Bulk product registration'. It includes a 'Browse...' button and a 'Register' button. A file explorer window is overlaid on the page, showing the contents of a folder named 'Layla instruction ...'. The file explorer displays two files:

Name	Date modified	Type
Copy of LAYLA_BulkUpload_Template_v.1.6.csv	6/21/2018 2:18 PM	Microsoft Excel
Copy of LAYLA_BulkUpload_Template_v.1.6.xlsx	6/21/2018 2:13 PM	Microsoft Excel

The CSV file is highlighted with a red box. The 'Open' button at the bottom of the file explorer is also highlighted with a red box and a red arrow pointing to it.

The footer of the page contains four columns of information:

- Buy:** Registrations, Start Buying
- Sell:** Start Selling, Learn to sell
- About LAYLA:** Company info, Policies, Rules, Specified Commercial Transactions Law, LAYLA Guides
- Help & Contact:** Contact us, FAQ

TMH Inc. is listed in the bottom left corner, and DigiCert.com is listed in the bottom right corner.

Step 6. Selected file (csv. format) name is appeared and click "Register"

The screenshot shows the LAYLA website interface. At the top, there is a navigation bar with the LAYLA logo, links for 'My LAYLA', 'About LAYLA', and notification icons for 1 email and 0 items. Below the navigation bar, there are tabs for 'Registration', 'Categories', 'Demand List', and 'Sell'. A search bar is present with a 'Search' button and a link to 'Advanced Search'.

On the left side, there is a 'My Page' sidebar with various links: 'Check purchase history', 'Check emails' (1), 'Wish List', 'Submit Demand information', 'Check supply status' (0), 'Change newsletter settings', 'Change customer information', and 'Edit alternative address'. Below this is a 'Seller Menu' with links like 'Check order history', 'Product Information registration', 'Product Information bulk registration', 'Product image registration', 'Search registered items', 'Check Demand information list', 'PayPal API information registration', and 'Log out'.

The main content area is titled 'Bulk product registration'. It contains the text: 'Product information will be added in bulk. Current product number will be updated.' Below this, there is a checkbox labeled 'Leave the first line blank for space of headline' which is checked. A 'Browse...' button is next to a text input field containing 'Copy of LAYLA_BulkUpload_Template_v.1.6.csv', which is highlighted with a red box. Below the input field is a link for 'Bulk product registration guideline'.

At the bottom of the main content area, a blue 'Register' button is highlighted with a red box and a mouse cursor pointing to it.

The footer contains four columns: 'Buy' (Registrations, Start Buying), 'Sell' (Start Selling, Learn to sell), 'About LAYLA' (Company info, Policies, Rules, Specified Commercial Transactions Law, LAYLA Guides), and 'Help & Contact' (Contact us, FAQ). The footer also includes 'TMH Inc.' and 'DigiCert.com'.

Step 7. Click “Register” again and the bulk update job is started. The result notification is sent to registered e-mail address shortly

The screenshot displays the LAYLA website interface. At the top, the LAYLA logo is on the left, and navigation links for "My LAYLA" and "About LAYLA" are on the right. Below the logo, there are menu items: "Registration", "Categories", "Demand List", and "Sell". A search bar with a "Search" button and "Advanced Search" link is also present. On the left side, there is a "My Page" sidebar with various user actions like "Check purchase history", "Check emails" (with a notification badge of 1), "Wish List", "Submit demand information", "Check supply status" (with a notification badge of 0), "Change newsletter settings", "Change customer information", and "Edit alternative address". Below this is a "Seller Menu" with options like "Check order history", "Product Information registration", "Product Information bulk registration", "Product image registration", "Search registered items", "Check demand information list", "PayPal API information registration", and "Log out".

The main content area is titled "Bulk product registration". It contains the text: "Product information will be added in bulk. Current product number will be updated." Below this, there is a checked checkbox for "Leave the first line blank for space of headline". A "Bulk product registration" section shows a "Browse..." button and the filename "201806131421273042.csv". A "Bulk product registration guideline" link is also visible.

A white confirmation dialog box is overlaid in the center, asking "Do you wish to register this product information?". It features two buttons: a red "Cancel" button and a blue "Register" button. A red mouse cursor is pointing at the "Register" button, which is highlighted with a red rectangular border.

The footer of the page is divided into four columns: "Buy" (with links for Registrations and Start Buying), "Sell" (with links for Start Selling and Learn to sell), "About LAYLA" (with links for Company info, Policies, Rules, Specified Commercial Transactions Law, and LAYLA Guides), and "Help & Contact" (with links for Contact us and FAQ). The footer also includes "TMH Inc." on the left and "DigiCert.com" on the right.

Step 8. Your bulk update job is processing



>> My Page

- Check purchase history
- Check emails **1**
- Wish List
- Submit demand information
- Check supply status **0**
- Change newsletter settings
- Change customer information
- Edit alternative address

> Seller Menu

- Check order history
- Product Information registration
- Product Information bulk registration
- Product image registration
- Search registered items
- Check demand information list
- PayPal API information registration
- Log out

Product information has been registered.

Processing result will be sent to registered e-mail address.

[Back to my page](#)

If the bulk upload result notification e-mail is not sent within 20 minutes or so, please contact **LAYLA Customer Support Team:**

✉ customer@layla-ec.com

☎ **+81-97-576-7262**

Buy

Registrations
Start Buying

Sell

Start Selling
Learn to sell

About LAYLA

Company info
Policies
Rules
Specified Commercial Transactions Law
LAYLA Guides

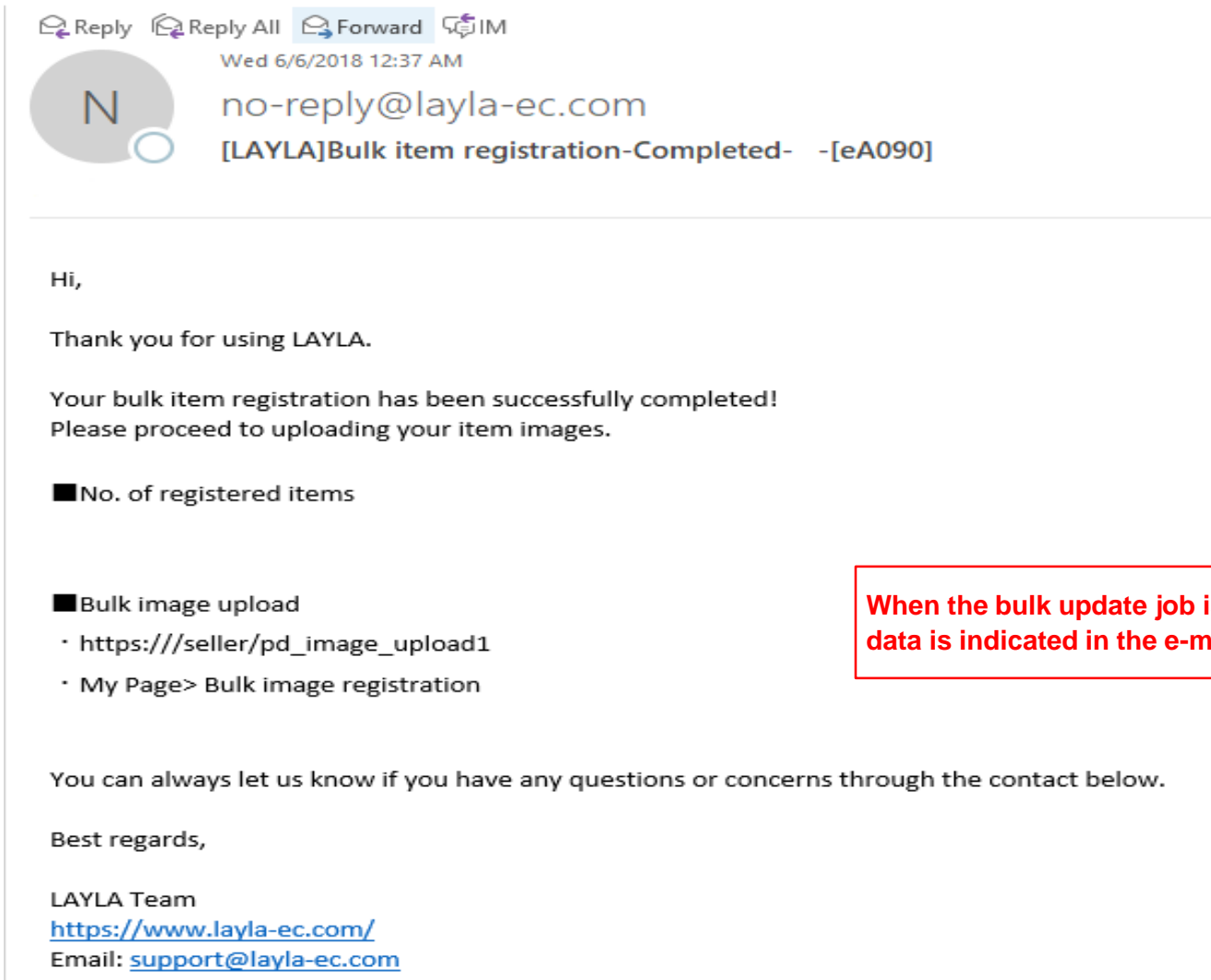
Help & Contact

Contact us
FAQ

TMH Inc.

DigiCert.com

Step 9. The bulk update result notification e-mail is sent to your registered e-mail address



When the bulk update job is failed, erroneous data is indicated in the e-mail content.

3. APPENDIX



APPENDIX: The details of “LAYLA_BulkUpload_Template”

SEC	Item name	Required	Unique	Character type	Number of characters	Remarks
1	Seller SKU code	○	○	Half-width alphanumeric	50	SKU (Stock-Keeping Unit) code is to particularly identify the listed item. SKUs can be defined by sellers or automatically numbered if not defined. ※When individual number for each item is necessary, SCU is frequently used to link with seller's inventory management system in the case of large-quantity items' listing.
2	Part number	△		Half-width alphanumeric	80	Part Number that is numbered by tool manufacturer Either Part number or model number is required
3	Model number	△		Half-width alphanumeric	80	Model name specified by each manufacturer Either Part number or model number is required
4	Item name	○		All	80	Name of certain item

APPENDIX: The details of “LAYLA_BulkUpload_Template”

SEC	Item name	Required	Unique	Character type	Number of characters	Remarks
5	Part manufacturer	<input type="radio"/>		Half-width alphanumeric	80	Name of Parts Manufacturer
6	Tool manufacturer	<input type="radio"/>		Half-width alphanumeric	80	Name of Tool Manufacturer
7	Tool name	<input type="radio"/>		All	255	Model name of particular tool
8	Process (Process of manufacturing semiconductors products)	<input type="radio"/>		Half-width numbers	255	10:ETCH (DRY)
						20:CVD
						30:IMPLA
						40:PVD (METAL)
						50:METROLOGY (IQC)
						60:CMP
						70:LITHO
						80:ETCH (WET)
						90:HOT (LP-CVD, DIFFUSION, RTP)
						100:EPI
						110:TEST
						120:ASSEMBLY
						900:-
						"," Multiple specifications can be specified as a delimiter ex.1,2,4,7

APPENDIX: The details of “LAYLA_BulkUpload_Template”

SEC	Item name	Required	Unique	Character type	Number of characters	Remarks
9	Wafer size (Size of wafer used/processed on semiconductor manufacturing tool)	○		Half-width numbers	255	10:6inch(150mm)
						20:8inch(200mm)
						30:12inch(300mm)
						80:unknown
						90:other
						", "More than one can be specified as a delimiter ex.1,2,4,5
						※ When registered as blank, initial value "5" is set.
10	Serial number			Half-width alphanumeric	255	Individual number for identifying product individually

APPENDIX: The details of “LAYLA_BulkUpload_Template”

SEC	Item name	Required	Unique	Character type	Number of characters	Remarks
11	Condition ID	○		Half-width number	10	110: OEM New (New item)
						120: OEM OPM New (New item manufactured by Original Parts Manufacturer with different marking and label)
						130: OEM Used O/H by manufacturer (refurbished by original manufacturer)
						140: OEM (Used item) O/H by 3rd party (O/H by non-original manufacturer)
						150: OEM (Used item) Tested (Used and tested)
						160: OEM Used Working, Untested (Used item) Working, Untested (Taken out from working tool, untested)
						170: OEM Used As-Is, Unknown
						210: 3rd New
						220: 3rd Used O/H by manufacturer
						230: 3rd Used O/H by 3rd party
						240: 3rd Used and Tested
						250: 3rd Used Working, Untested (Used item) Working, Untested (Taken out from working tool, untested)
260: 3rd Used As-Is, Unknown						

APPENDIX: The details of “LAYLA_BulkUpload_Template”

SEC	Item name	Required	Unique	Character type	Number of characters	Remarks
12	Condition Description			All	1000	Supplementary description of item condition
13	Shipping Policy			All	1000	Supplementary information about shipping methods
14	Payment Policy			All	1000	Supplementary information about payment methods
15	Return Policy			All	1000	Supplementary information about return
16	Warranty	<input type="radio"/>		Half-width number	4	Warranty period The initial value is set to "0" A certain promise by seller to offer free repair, replace or refund to buyer when product develops a fault under a proper operating manner within a particular period of time.
17	Warranty Definition	<input type="radio"/>		Half-width number	1	1: days after shipped 2: days after received 3: days after installation 4: No warranty Definition of warranty period. The initial value is set as "1"
18	Ship from Country (Country of shipment origin)	<input type="radio"/>		Half-width number	3	Enter country name to ship product with 3 letter as country code Ex) 156(China), 158(Taiwan),410(Korea), 392(Japan), 840(US)
19	Transportation	<input type="radio"/>		Half-width number	1	1: Flat: same cost to all buyers 2: Free: Free shipping 3: Calculated: Cost varies by buyer location

APPENDIX: The details of “LAYLA_BulkUpload_Template”

SEC	Item name	Required	Unique	Character type	Number of characters	Remarks
20	Freight costs calculated US	<input type="radio"/>		Half-width number	10	The freight cost entered is effective when "3" is entered in "Transportation." The freight cost must be entered as "0", when "1" or "2" is entered in "Transportation" ※ This field is mandatory. Two decimal places are available
21	Freight costs calculated China	<input type="radio"/>		Half-width number	10	The freight cost entered is effective when "3" is entered in "Transportation." The freight cost must be entered as "0", when "1" or "3" is entered in "Transportation" ※ This field is mandatory. Two decimal places are available
22	Freight costs calculated Taiwan	<input type="radio"/>		Half-width number	10	The freight cost entered is effective when "3" is entered in "Transportation." The freight cost must be entered as "0", when "1" or "4" is entered in "Transportation" ※ This field is mandatory. Two decimal places are available
23	Freight costs calculated Korea	<input type="radio"/>		Half-width number	10	The freight cost entered is effective when "3" is entered in "Transportation." The freight cost must be entered as "0", when "1" or "5" is entered in "Transportation" ※ This field is mandatory. Two decimal places are available

APPENDIX: The details of “LAYLA_BulkUpload_Template”

SEC	Item name	Required	Unique	Character type	Number of characters	Remarks
24	Freight costs calculated Japan	○		Half-width number	10	The freight cost entered is effective when "3" is entered in "Transportation." The freight cost must be entered as "0", when "1" or "6" is entered in "Transportation" ※ This field is mandatory. Two decimal places are available
25	Freight costs calculated Other	○		Half-width number	10	The freight cost entered is effective when "3" is entered in "Transportation." The freight cost must be entered as "0", when "1" or "7" is entered in "Transportation" ※ This field is mandatory. Two decimal places are available
26	Freight costs calculated Domestic	○		Half-width number	10	The freight cost entered is effective when "3" is entered in "Transportation." The freight cost must be entered as "0", when "1" or "8" is entered in "Transportation" ※ This field is mandatory. Two decimal places are available

APPENDIX: The details of “LAYLA_BulkUpload_Template”

SEC	Item name	Required	Unique	Character type	Number of characters	Remarks
27	Freight costs calculated country1			Half-width number	3	Enter any shipping country code.
28	Freight costs calculated delivery fee1	△		Half-width number	10	Required if the Freight costs calculated country1 has been input.
29	Freight costs calculated country2			Half-width number	3	Enter any shipping country code
30	Freight costs calculated delivery fee2	△		Half-width number	10	Required if the Freight costs calculated country2 has been input.
31	Freight costs calculated country3			Half-width number	3	Enter any shipping country code
32	Freight costs calculated delivery fee3	△		Half-width number	10	Required if the Freight costs calculated country3 has been input.
33	Freight costs calculated country4			Half-width number	3	Enter any shipping country code
34	Freight costs calculated delivery fee4	△		Half-width number	10	Required if the Freight costs calculated country4 has been input.
35	Freight costs calculated country5			Half-width number	3	Enter any shipping country code

APPENDIX: The details of “LAYLA_BulkUpload_Template”

SEC	Item name	Required	Unique	Character type	Number of characters	Remarks
36	Freight costs calculated delivery fee5	△		Half-width number	10	Freight cost for the country5 entered. Required if "Freight costs calculated country1" is entered.
37	Freight costs calculated country6			Half-width number	3	Enter any country code for freight cost calculation
38	Freight costs calculated delivery fee6	△		Half-width number	10	Freight cost for the country6 entered. Required if "Freight costs calculated country1" is entered.
39	Freight costs calculated country7			Half-width number	3	Enter any country code for freight cost calculation
40	Freight costs calculated delivery fee7	△		Half-width number	10	Freight cost for the country7 entered. Required if "Freight costs calculated country1" is entered.
41	Freight costs calculated country8			Half-width number	3	Enter any country code for freight cost calculation
42	Freight costs calculated delivery fee8	△		Half-width number	10	Freight cost for the country8 entered. Required if "Freight costs calculated country1" is entered.
43	Freight costs calculated country9			Half-width number	3	Enter any country code for freight cost calculation

APPENDIX: The details of “LAYLA_BulkUpload_Template”

SEC	Item name	Required	Unique	Character type	Number of characters	Remarks
44	Freight costs calculated delivery fee 9	△		Half-width number	10	Freight cost for the country9 entered. Required if "Freight costs calculated country1" is entered.
45	Freight costs calculated country10			Half-width number	3	Enter any country code for freight cost calculation
46	Freight costs calculated delivery fee 10	△		Half-width number	10	Freight cost for the country10 entered. Required if "Freight costs calculated country1" is entered.
47	Freight costs	○		Half-width number	10	Flat shipping fee when "Flat same cost to all buyers" is selected for "Transportation".
48	Delivery	○		Half-width number	4	Days required for shipping after received order
49	Delivery service			Half-width alphanumeric	50	Days required for delivery
						1: First class service (1 to 3 business days)
						2: Express service (1 to 5 business days)
						3: Standard service (1 to 9 business days)
						4: Economy service (more than 10 business days)

APPENDIX: The details of “LAYLA_BulkUpload_Template”

SEC	Item name	Required	Unique	Character type	Number of characters	Remarks
50	Delivery Note			All	255	Describe special notes related to delivery, such as delivery outside region, shipping method, shipping costs etc.
51	Category1			Array format	50	Major category of items. It is set automatically by setting the Category2
52	Category2	<input type="radio"/>		Array format	50	Subcategory of items (belongs to major item categories)
53	Disp list flg	<input type="radio"/>		Half-width number	1	0:Not Display
						1:Display
54	Active SKU flag	<input type="radio"/>		Half-width number	1	0:Soft Delete
						1: Active
55	Domestic price	<input type="radio"/>		Half-width number	20	USD decimal point 2 digit display In the United States, Taiwan domestic, Korean domestic, etc., if you want to sell your product by eliminating the consumption tax and display it as tax-included price

APPENDIX: The details of “LAYLA_BulkUpload_Template”

SEC	Item name	Required	Unique	Character type	Number of characters	Remarks
56	Price	○		Half-width number	20	USD decimal point 2 digit is displayed International selling price ※ When seller answers Supply to Demand, Supply Price should not be lower than 90% of Demand Price's lower limit.
57	Keyword			All	255	Enter keywords separated by commas (,) Keywords when Buyers use to search for items ※ Register keywords that you wish to be tracked on Buyer's search results (e.g.: OEM NEW, same day shipping possible etc.)
58	Description	△		All	10000	Detailed description of the item
59	Item Spec	△		All	1000	Detailed description of the item Spec
60	Quantity	○		Half-width number	10	Quantity of sellable items

APPENDIX: The details and Supplementary information of the data fields

	A	B	C	D	E	F	G	H	I	J	K
1	Seller SKU code	Part number	Model number	Item name	Part manufacturer	Tool manufacturer	Tool name	Process	Wafer size	Serial number	Condition ID
2	SAMPLE00001	0010-70264		5-PHASE	-	AMAT	-	20	30		120

Seller SKU code (mandatory):

- A unique ID for identifying the item on LAYLA. It is recommended to use the same unique ID with the one already used for other EC site etc.

Part number / Model number (mandatory but either entry is fine):

- Either “Part number” or “Model number” is mandatory to enter. You may also enter “-” (hyphen) if both part number and model number are not recognized.

Item name / Part manufacturer / Tool manufacturer / Tool name (mandatory):

- You may also enter “-” (hyphen) if any of these information is not recognized.

Process:

- Indicating which semiconductor manufacturing process is an item used for. You may select “900: -” if the information is not recognized.

Wafer size:

- Size of wafer used for a semiconductor manufacturing tool. You may select “80: unknown” if the information is not recognized.

Condition ID:

- Condition of item.

Yellow-shaded columns are mandatory field. However, you may always place “-” or “unknown” etc. if the information is not yet prepared.

Though you may register items with using vague terms (“-”, “unknown” etc.), more accurate item information means more chance to be sold.

APPENDIX: The details and Supplementary information of the data fields

	P	Q	R	S	T	U	V	W
1	Warranty	Warranty Definition	Ship from Country	Transportation	Freight costs calculated US	Freight costs calculated China	Freight costs calculated Taiwan	Freight costs calculated Korea
2	2	1	392	1	0	0	0	0

Warranty

- Insert a number of days you provide as warranty.

Warranty definition:

- Select one from the pull-down. You may select “4: No warranty” as well.

Ship from Country:

- Country code can be found on sheet tab, “MSTcountry”,

Transportation:

- Classification of freight cost (1: Flat: Same cost to all buyers; 2: Free: Free shipping; 3: Calculated: Cost varies by buyer location)

*Since LAYLA-EC.COM currently does not have automated shipping price calculation and the price adjustment is available at the time of sale, it is recommended to choose 1: Flat: Same cost to all buyers and enter the guesstimated abundance shipping price for “Freight costs calculated domestic” and “Freight costs” to ensure seller will not lose money by delivering.

From TMH Inc. experience, USD 300 is enough for shipping covering almost all locations and most items (parts).

**A new classification, “4: Ask,” will be added soon (currently under system development). When it’s deployed, sellers do not need to enter any freight cost. Freight costs is determined by communicating with buyer at time of each sale.

Freight costs calculated domestic:

- Domestic freight cost

Freight costs:

- The freight cost entered is effective when “3” is entered in “Transportation” (*Delivery price/method negotiable)

APPENDIX: The details and Supplementary information of the data fields

AV	AW	AX	AY	AZ	BA	BB	BC	BD	BH
Delivery	Delivery service	Delivery Note	Category1	Category2	Disp list flg	Active SKU flag	Domestic price	Price	Quantity
5	1	Delivery price/method negotiable		71	1	1	9999	9800	3

Delivery:

- Days required for shipping after received order

Delivery service:

- Days required for delivery (1: First class service (1 to 3 business days); 2: Express service (1 to 5 business days); 3: Standard service (1 to 9 business days); 4: Economy service (more than 10 business days))

Category2:

- Subcategory of items

*Category2 selected is applied to which category is the item displayed on LAYLA.

**Category 1 is automatically determined when category 2 is selected.

Disp list flag:

- 1: Display; 0: Not Display

**0: Not Display” means the item is still available but not displayed through “Search” items.

Active SKU flag:

- 1: Active; 0: Soft Delete

**0: Soft Delete” means the item is sold out or unavailable for sale.

Domestic Price:

- Domestic selling price. (Sales tax and other duties shall be taken into consideration for domestic selling price. Price can be the same if no need to consider taxes and duties. When seller answers “Supply” to “Demand”, “Supply” price should not be lower than 90% of “Demand” price's lower limit)

Price:

- International selling price. (When seller answers “Supply” to “Demand”, “Supply” price should not be lower than 90% of “Demand” price's lower limit)

Quantity:

- Quantity of sellable items